

# ESPRIT

PRODUCTION 2004



*Change the rules*





# Final edition Esprit, Photographic build record.

In order to commemorate the completion of the 27 year production life of the Esprit model and to provide a valuable reference tool to aid servicing aspects of the 'Final Edition' version, a photographic record was made, following the final cars along the production line as they progressed from bare chassis to completed vehicles.

This album of images is not intended to represent any kind of build instruction, but does identify parts configuration, and in many cases, the build sequences.

This document should be viewed in conjunction with Service Notes manual K082T0237J and Service Parts List N082T0235J.

Section	Titles	Photographs
1.	Chassis Build	52
2.	Engine/Chassis	16
3.	Body Build - Interior	28
4.	Body Build - Bonnet/Boot	19
5.	Body Build - Engine Bay	20
6.	Door Build	12
7.	Body Drop	20
8.	Body Build - Cooling	12
9.	Interior Components	28
10.	Exterior Body Panels	24
11.	Miscellaneous	12

# Chassis Build

1



001 VIEW OF CHASSIS REAR SECTION



004 RH OBLIQUE VIEW OF FRONT CHASSIS SECTION



002 CLOSE UP VIEW OF CHASSIS REAR SECTION




003 VIEW OF CHASSIS FRONT SECTION



005 REAR RH OBLIQUE VIEW OF CHASSIS CENTRE SECTION



006 FRONT RH OBLIQUE VIEW OF CHASSIS CENTRE SECTION



007 VIEW OF CHASSIS ENG CRADLE



008 CLOSE UP VIEW OF FRONT OF CHASSIS ENG CRADLE



011 VIEW OF CHASSIS TRANSMISSION MOUNTINGS




012 REAR VIEW OF CHASSIS



009 REAR OBLIQUE VIEW OF RH ENG MOUNTING



010 RH SIDE VIEW OF LH ENG MOUNTING



013 REAR VIEW OF CHASSIS



014 VIEW OF ROUGH ROAD SENSOR



015 FRONT OBLIQUE VIEW OF RH REAR RADIUS ARM



016 FRONT OBLIQUE VIEW OF RH REAR RADIUS ARM FRONT MOUNT



019 LH VIEW OF RH DRIVE SHAFT



020 FRONT RH OBLIQUE VIEW OF LH DRIVE SHAFT





017 SIDE VIEW OF RH REAR BRAKE DISC



018 FRONT VIEW OF RH REAR HUB



021 REAR VIEW OF RH REAR SUSPENSION



022 UNDERSIDE VIEW OF RH REAR HUB ASSEMBLY



023 REAR OBLIQUE VIEW OF RH REAR BRAKE CALIPER



024 REAR OBLIQUE VIEW OF RH REAR BRAKE CALIPER



027 VIEW OF GEAR LEVER IN CHASSIS



028 VIEW OF GEAR LEVER MOUNTING IN CHASSIS



025 SIDE VIEW OF RH REAR WHEEL



026 REAR VIEW OF FRONT OF CHASSIS




029 FRONT VIEW OF FRONT OF CHASSIS



030 ABOVE VIEW OF STEERING RACK / COOLING HOSES



031 RH SIDE VIEW OF FRONT OF CHASSIS




032 FRONT VIEW OF LH SIDE FRONT OF CHASSIS



035 ABOVE VIEW OF LH SIDE OF POWER STEERING POSITION




036 FRONT VIEW OF LHD POWER STEERING POSITION



033 FRONT VIEW OF RH SIDE FRONT OF CHASSIS




034 ABOVE VIEW OF RH SIDE OF POWER STEERING POSITION




037 FRONT VIEW OF LHD POWER STEERING POSITION



038 FRONT VIEW OF LH FRONT SUSPENSION



039 FRONT VIEW OF LH FRONT SUSPENSION



040 FRONT OBLIQUE VIEW OF LH FRONT SUSPENSION



043 SIDE VIEW OF LH FRONT SUSPENSION



044 ABOVE VIEW OF LH FRONT SUSPENSION




041 FRONT OBLIQUE VIEW OF LH FRONT SUSPENSION




042 FRONT OBLIQUE VIEW OF LH FRONT SUSPENSION



045 UNDERSIDE VIEW OF LH FRONT TRACK CONTROL ARM



046 UNDERSIDE VIEW OF LH FRONT TRACK CONTROL ARM



047 REAR VIEW OF LH FRONT SUSPENSION



048 REAR VIEW OF LH FRONT SUSPENSION



051 REAR LH OBLIQUE VIEW OF RH FRONT BRAKE CALIPER



052 SIDE VIEW OF RH FRONT WHEEL







049 REAR RH OBLIQUE VIEW OF LH FRONT SUSPENSION



050 REAR LH OBLIQUE VIEW OF RH FRONT BRAKE CALIPER



# Engine/Chassis

2



001 REAR VIEW OF REAR OF ENGINE



004 ABOVE VIEW OF ENGINE




002 REAR VIEW OF REAR OF ENGINE & FRONT OF TRANSMISSION



003 REAR VIEW OF REAR OF ENGINE



005 ABOVE VIEW OF FRONT OF ENGINE



006 FRONT RH OBLIQUE VIEW OF FRONT OF ENGINE



007 FRONT LH OBLIQUE VIEW OF FRONT OF ENGINE



008 RH SIDE VIEW OF ENGINE



011 LH SIDE VIEW OF ENGINE



012 LH SIDE VIEW OF ENGINE



009 RH SIDE VIEW OF ENGINE



010 RH SIDE VIEW OF ENGINE



013 REAR RH OBLIQUE VIEW OF ENGINE



014 REAR LH OBLIQUE VIEW OF ENGINE



015 REAR RH OBLIQUE VIEW OF TRANSMISSION



016 REAR VIEW OF TRANSMISSION

# Body Build Interior



001 REAR RH OBLIQUE VIEW OF FRONT SCUTTLE



004 FRONT LH OBLIQUE VIEW OF LH BULKHEAD



002 REAR LH OBLIQUE VIEW OF LH FRONT SCUTTLE



003 FRONT RH OBLIQUE VIEW OF RH BULKHEAD



005 LH SIDE VIEW OF WIRING LOOM ROUTING



006 RH SIDE VIEW OF HANDBRAKE INSTALLATION






007 RH SIDE VIEW OF HANDBRAKE INSTALLATION



008 LH SIDE VIEW OF WINDSCREEN INSTALATION




011 REAR LH OBLIQUE VIEW OF HVAC



012 REAR RH OBLIQUE VIEW OF RH FOOTWELL



009 REAR VIEW OF FRONT SCUTTLE



010 REAR LH OBLIQUE VIEW OF LH FOOTWELL



013 REAR RH OBLIQUE VIEW OF RH SCUTTLE BEAM



014 FRONT LH OBLIQUE VIEW OF LH BULKHEAD




015 FRONT RH OBLIQUE VIEW OF RH BULKHEAD




016 LH SIDE VIEW OF RH SEAT AREA



019 REAR LH OBLIQUE VIEW OF LH FOOTWELL



020 REAR RH OBLIQUE VIEW OF RH FOOTWELL



017 RH SIDE VIEW OF LH SEAT AREA



018 RH SIDE VIEW OF HAND BRAKE



021 FRONT VIEW OF REAR BULKHEAD



022 FRONT VIEW OF TAIL GATE RELEASE



023 REAR RH OBLIQUE VIEW OF FRONT SCUTTLE



024 VIEW OF SIR HARNESS (YELLOW)



027 REAR RH OBLIQUE VIEW OF STEERING COLUMN




028 VIEW OF PEDAL BOX



025 REAR VIEW OF FRONT SCUTTLE



026 REAR LH OBLIQUE VIEW OF LHD FOOTWELL



# Body Build Bonnet/Boot



001 FRONT VIEW OF HEATER APERTURE



004 FRONT VIEW OF FUSE BOX & RELAY AREA

4



002 FRONT VIEW OF HEATER APERTURE



003 FRONT VIEW OF ABS MODULE



005 FRONT VIEW OF BRAKE SERVO UNIT




006 LH SIDE VIEW OF CLUTCH M/CYLINDER






007 FRONT VIEW OF RELAYS



008 FRONT VIEW OF RELAYS




011 VIEW OF RECEIVER DRYER



012 VIEW OF RECEIVER DRYER




009 REAR VIEW OF LH HEADLAMP LIFT MOTOR



010 FRONT VIEW OF RECEIVER DRYER



013 VIEW OF RECEIVER DRYER



014 FRONT VIEW OF LH HEADLAMP APERTURE



015 VIEW OF BATTERY STOWAGE AREA



016 VIEW OF LH BOOT AREA



019 VIEW OF FUEL FILLER



020 VIEW OF FUEL FILLER



017 VIEW OF BATTERY IN STOWAGE AREA



018 VIEW OF EMISSION AIR PUMP


# Body Build Engine Bay




001 REAR VIEW OF BODY ENGINE BAY




004 RH SIDE VIEW OF COOLING RECIRC PUMP



002 REAR VIEW OF BODY ENGINE BAY




003 REAR VIEW OF ENGINE BAY BULKHEAD



005 REAR VIEW OF BODY ENGINE BAY



006 RH SIDE VIEW OF LH FUEL TANK CROSS OVER PIPE



007 LH SIDE VIEW OF RH FUEL TANK CROSS OVER PIPE



008 RH REAR OBLIQUE VIEW OF LH SIDE OF BODY ENGINE BAY




011 UNDERSIDE VIEW OF BODY CENTRE TUNNEL



012 UNDERSIDE VIEW OF BODY FRONT SECTION



009 LH REAR OBLIQUE VIEW OF RH SIDE OF BODY ENGINE BAY



010 UNDERSIDE VIEW OF BODY EXHAUST HEATSHIELDS



013 RH SIDE VIEW OF LH ENGINE BAY SIDE PANEL



014 LH SIDE VIEW OF RH ENGINE BAY SIDE PANEL





015 RH SIDE VIEW OF LH ENGINE BAY SIDE PANEL



016 LH SIDE VIEW ABOVE RH FUEL TANK AREA



019 RH SIDE VIEW THROUGH RH SIDE WINDOW APERTURE



020 RH SIDE VIEW THROUGH RH SIDE APERTURE




017 LH SIDE VIEW THROUGH LH SIDE WINDOW APERTURE



018 LH SIDE VIEW THROUGH LH SIDE WINDOW APERTURE



021 RH SIDE VIEW THROUGH RH SIDE WINDOW APERTURE



# Door Build



001 VIEW OF DOOR ASSEMBLY JIG




004 REAR VIEW OF RH DOOR HINGE

6



002 VIEW OF DOOR ASSEMBLY JIG



003 VIEW OF LH DOOR ASSEMBLY



005 REAR VIEW OF RH DOOR HINGE



006 REAR VIEW OF RH DOOR HINGE



007 VIEW OF DOOR LATCH & RADIO SPEAKER INSTALLATION



008 VIEW OF RH DOOR HINGE



011 VIEW OF LH INNER DOOR



012 VIEW OF RH INNER DOOR



009 VIEW OF LH DOOR FITTING OPERATION



010 VIEW OF RH INNER DOOR

# Body Drop



001 REAR UNDERSIDE VIEW



004 UNDERSIDE VIEW OF ENGINE SUMP

7



002 REAR UNDERSIDE VIEW



003 REAR VIEW OF EXHAUST MUFFLER/CATALYST




005 UNDERSIDE VIEW THROUGH CHASSIS APERTURE



006 VIEW OF RH CATALYST





007 VIEW OF LH CATALYST



008 VIEW OF RH CATALYST



011 VIEW OF ENGINE COOLING RECIRCULATING PUMP



012 UNDERSIDE VIEW OF AC PIPES



009 VIEW OF GEAR CHANGE CABLES




010 VIEW OF OIL FILTER & TURBO




013 UNDERSIDE VIEW OF COOLING FANS



014 VIEW OF RH REAR HUB ASSEMBLY



015 UNDERSIDE VIEW OF COOLING FANS




016 UNDERSIDE VIEW OF HEATING PIPES IN CHASSIS



019 ABOVE VIEW OF FRONT OF ENGINE



020 ABOVE VIEW OF COOLANT HEADER TANK




017 UNDERSIDE VIEW OF HEATER PIPES



018 ABOVE VIEW OF FRONT OF ENGINE


# Body Build Cooling



001 VIEW OF RADIATOR ASSEMBLY




004 AC CONDENSER SUB ASSEMBLY





002 VIEW OF RADIATOR COOLING FANS



003 AC CONDENSER SUB ASSEMBLY



005 AC CONDENSER SUB ASSEMBLY



006 AC CONDENSER SUB ASSEMBLY



007 FRONT VIEW OF COOLING SUB ASSEMBLY IN SITU



008 FRONT VIEW OF COOLING SUB ASSEMBLY IN SITU




011 LH SIDE VIEW OF COOLING FANS



012 LH SIDE VIEW OF LH OIL COOLER



009 VIEW OF LH OIL COOLER



010 VIEW OF COOLING FANS



# Interior Components



001 VIEW OF INSTRUMENTS & PETRI COIL



004 REVERSE VIEW OF INSTRUMENTS

9



002 VIEW OF INSTRUMENTS & PETRI COIL



003 FRONT VIEW OF INSTRUMENT CLUSTER



005 FRONT VIEW OF SWITCH PANEL SUB ASSEMBLY



006 REVERSE VIEW OF SWITCH PANEL SUB ASSEMBLY




007 AC & HEATER SWITCH PANEL



008 FRONT VIEW OF LH DOOR TRIM PANEL



011 REVERSE VIEW OF DOOR SPEAKER PANEL




012 FRONT VIEW OF REAR WINDOW TRIM



009 REVERSE VIEW OF LH DOOR PANEL



010 FRONT VIEW OF DOOR SPEAKER PANELS




013 REVERSE VIEW OF REAR WINDOW TRIM




014 FRONT VIEW OF FRONT HEADER TRIM



015 REVERSE VIEW OF FRONT HEADER TRIM



016 FRONT VIEW OF A-POST TRIMS




019 REVERSE VIEW OF CANT RAIL TRIMS




020 FRONT VIEW OF CENTRE CONSOLE TRIM



017 REVERSE VIEW OF A-POST TRIMS



018 FRONT VIEW OF CANT RAIL TRIMS



021 FRONT VIEW OF INNER SILL TRIMS



022 REVERSE VIEW OF INNER SILL PANELS



023 FRONT VIEW OF LHD CENTRE CONSOLE



024 REVERSE VIEW OF CENTRE CONSOLE



027 FRONT VIEW OF PASSENGER'S KNEE BOLSTER



028 REVERSE VIEW OF DRIVER'S KNEE BOLSTER



025 FRONT VIEW OF KNEE BOLSTERS



026 FRONT VIEW OF DRIVER'S KNEE BOLSTER



# Exterior Body Panels



001 FEDERAL FRONT BUMPER



004 CRASH ARMATURE

10



002 FEDERAL FRONT BUMPER ASSEMBLY



003 FRONT BUMPER CRASH ARMATURE




005 VIEW OF FRONT LOWER VALANCE



006 VIEW OF FRONT LOWER VALANCE



007 REVERSE VIEW OF AIR INTAKE GRILLES



008 REVERSE VIEW OF AIR INTAKE GRILLES



011 VIEW OF GAS STRUT PIVOT



012 VIEW OF LH BONNET CATCH




009 FEDERAL REAR BUMPER



010 UNDERSIDE VIEW OF BONNET




013 VIEW OF BONNET REAR EDGE



014 UNDERSIDE VIEW OF BONNET AIR VENT



015 VIEW OF GLASS ROOF PANEL



016 VIEW OF ROOF PANEL REAR LATCH



019 VIEW OF TAILGATE




020 UNDERSIDE VIEW OF TAILGATE



017 VIEW OF ROOF PANEL RELEASE CATCH



018 VIEW OF ROOF PANEL SECURING TONGUE



021 UNDERSIDE VIEW OF TAILGATE



022 UNDERSIDE VIEW OF REAR SPOILER MOUNTING



023 ABOVE VIEW OF BOOT FLOOR PANEL



024 UNDERSIDE OF BOOT FLOOR PANEL

# Miscellaneous



001 VIEW OF LHD STEERING RACK



004 VIEW OF REAR SUSP COMPONENTS

11





002 VIEW OF LHD STEERING RACK



003 VIEW OF FRONT BRAKE SUB ASSEMBLY



005 VIEW OF FRONT BRAKE ASSEMBLY



006 VIEW OF FRONT BRAKE SUB ASSEMBLY



007 RH REAR HUB ASSEMBLY



008 VIEW OF DOOR WINDOW FRAME



011 RH SIDE VIEW OF ENG COOLING PIPES



012 INSTRUMENTATION TEST EQUIPMENT



009 FRONT LH OBLIQUE VIEW OF REAR OF CHASSIS



010 REAR LH OBLIQUE VIEW OF CHASSIS

